

Fraction Walls

Tuesday 21st April 2020


Today we will be making Fraction Walls. Follow Miss Campbell's guide to make your own!

You will need:



**And a gluestick*


1.) Fold the paper in half **3 times**




2.) When you unfold it should look like this:




3.) Cut out the strips (don't ask a cat to help)



4.) Fold the strips into fractions



5.) What other fractions can you find?



6.) Stick and colour!

