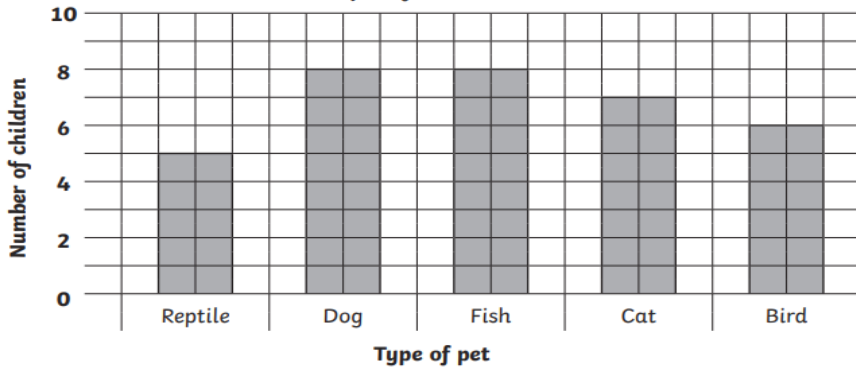


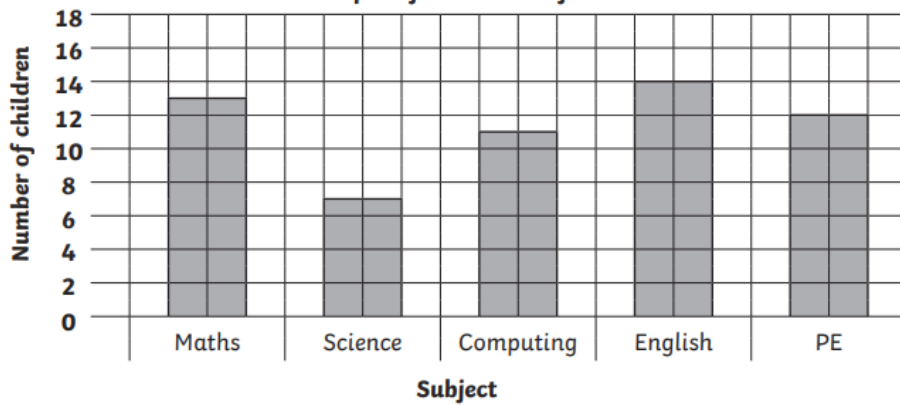
1.
 - a) The units go up in 2s.
 - b) To walk is the most popular method.
 - c) Taking the bus is the least popular method.
 - d) The difference between the most popular method and the least popular is 6.
 - e) There are 44 children in Y4.
 - f)

Transport	Number of children
Car	12
Walk	14
Bus	8
Bicycle	10

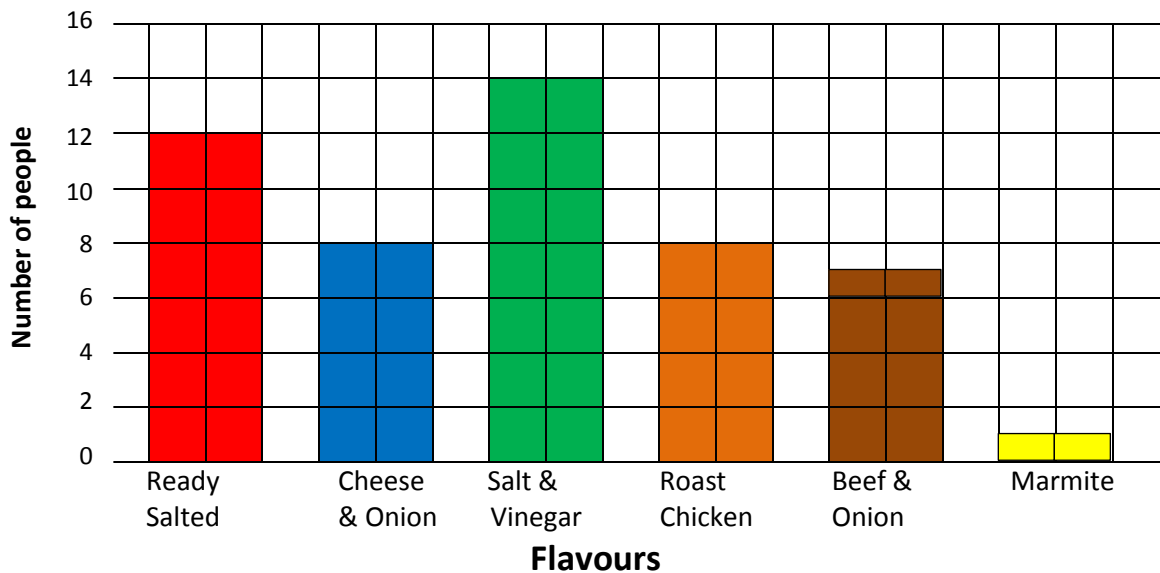
2. **People's favourite Pets**



3. **People's favourite Subject**



Bar Chart to show popular crisp flavours



- a) Cheese & Onion and Roast Chicken
- b) Salt & Vinegar
- c) Salt & Vinegar
- d) Ready Salted and Marmite
- e) Marmite
- f) 50
- g) Marmite

CHALLENGE:

- a) I would advise Mohamed to check and change the scale he is using because the number of tickets sold goes up to 85. The scale on his Bar chart only goes up to 6.
- b) I would suggest that going up in 5s or better still 10s.
- c) Yes, the bar chart is missing the main title and the titles for each axis.