

Monday 1st June 2020

Understanding pounds and pence

Did you know that there are 100 pennies in £1? Yes there are! So that means $100p = £1$.

Did you know that when we write money we use a decimal point to separate the pounds from the pence? Yes we do. Two pounds and fifty pence would look like this:

£2.50 We would say: 2 pounds and fifty pence or 2 pounds fifty.

Without the decimal point we would have 250p or 250 pennies.

In our maths lessons this week we will build on your Knowledge and understanding of standard British currency:

Notice the different shapes and sizes of each coin and each Note.

Notice also the colours!



LET'S GET ON WITH OUR MATHS

How much money is in each purse?



1. In your books, copy and complete these calculations.

There is ___ pence.
There is ___ pounds.
There is £___ and ___ p
There is £_____

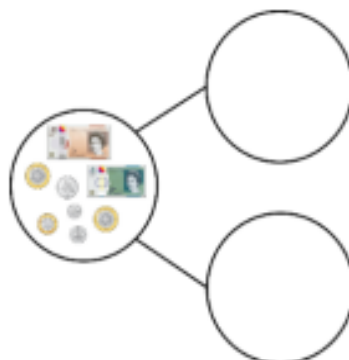
There is ___ pence.
There is ___ pounds.
There is £___ and ___ p
There is £_____

2. Now write the missing amounts in the part-whole models to show how many pounds and pence there are.

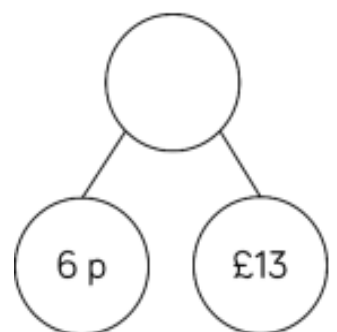
a) £11.25



b) £20.75



c)



In your book, write the total of the coins below. You can use any of the methods above but record your answers like this:

1. = £1.51

2. = £...




CHALLENGE:

Convert these amounts to pounds and pence:

- 357 p 307 p 57 p 370 p

SUPER DOOPER CHALLENGE: Some children are converting **1206** into pounds and pence. Who is right? How do you know?

 Whitney: 1206 p = £12.6

 Rosie: 1206 p = £12.06

 Teddy: 1206 p = £120.6