



Phonics



Workbook



2

2

This term we are going to be going over all the sounds we have learned so far.

There are two sound mats for you to practice all of the sounds.

There are worksheets and activities for the sounds ee, igh, oa.



Get someone in your family to shout out the sounds. See if you can find them!

s

e

a

i

u

r

j

d

g

v

b

p

m

k

t

n

h

z

f



l

x

c

y

o



Get someone in your family to shout out the sounds. See if you can find them!

ff

ll

ss

zz

ck

ch

sh

ng

qu

th

ai

ee

oa

oo

ar

or

ur





ow

igh

air

ear

er


  +    
Trace, colour and say the sounds.

oo ee igh igh


oa oa



Write some words with the ee sound. You can use the pictures to help.



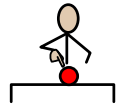
3






Write

about



what



you can

see.




How many



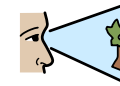
bee's



can







you



see?



 I	 can	 see
--	--	--




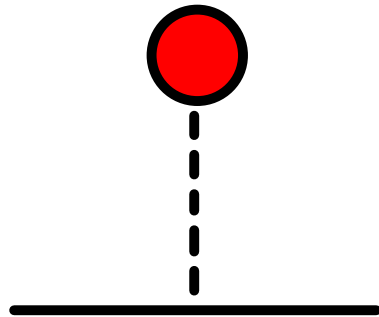




**igh**



Write some words with the igh sound. You can use the pictures to help.






igh



Read

+

and



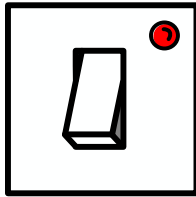
copy




the sentence.



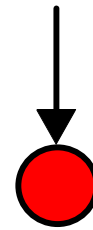
I




turn off



the light



at



night.










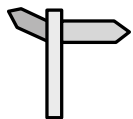

oa




Write some words with the oa sound. You can use the pictures to help.

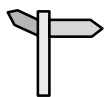



od



Where is the goat?



Where is the boy? What is he wearing?

