

25.02.20

LO: To interpret a tally chart.

Compare these groups:



Favourite Colour	Tally
Red	
Blue	
Green	
Black	

What is the difference between blue and green? \_\_\_\_\_

How many more voted for red than black? \_\_\_\_\_

How many fewer voted for red than blue? \_\_\_\_\_

What is the different between blue and black? \_\_\_\_\_

The difference between green and \_\_\_\_\_ is 2.

*I worked out the total of 3 groups and got 15 altogether.*



Favourite Animal	Tally
Cat	
Dog	
Hamster	
Rabbit	
Elephant	
Dolphin	
Giraffe	
Lion	
Meerkat	




Which 3 groups of animals could I have added together?

Can you find more than one possibility?

25.02.20





LO: To interpret a tally chart.

Look at each of these tally charts and answer the questions:


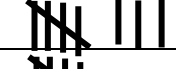

Children's favourite animal	
Animal	Tally
Cat	
Dog	
Pig	

- 1) How many chose cat? \_\_\_\_\_
- 2) How many chose dog? \_\_\_\_\_
- 3) How many chose pig? \_\_\_\_\_

4) Write how many people chose each food in the total column.

Children's favourite fruit		
Food	Tally	Total
Banana		
Apple		
Pear		
Strawberry		




- 5) Which food was most popular? \_\_\_\_\_
- 6) Which food was least popular? \_\_\_\_\_


Children's favourite colour		
Colour	Tally	Total
Red		7
Blue		8
Green		5

- 7) How many children chose red and blue altogether?
- 8) How many children chose green and blue altogether?
- 9) How many children chose red and green altogether?
- 10) How many children are in the class in total? Show your calculation.


25.02.20

LO: To interpret a tally chart.




Animal	Tally
	<del>    </del>
	<del>    </del> <del>    </del>
	

1) How many chose **cat**?  \_\_\_\_\_

2) How many chose **dog**?  \_\_\_\_\_

3) How many chose **pig**?  \_\_\_\_\_

4) Write how many people chose each food in the total column.

Children's favourite fruit		
Fruit	Tally	Total
Banana 	<del>    </del>	
Apple 	<del>    </del> <del>    </del> <del>    </del>	
Grapes 	<del>    </del>	

5) Which fruit was **most popular**? \_\_\_\_\_

6) Which fruit was **least popular**? \_\_\_\_\_

Children's favourite colour		
Colour	Tally	Total
Red	<del>    </del>	5
Blue		3
Green		4

7) How many children chose **red** and **blue** altogether?

8) How many children chose **green** and **blue** altogether?

9) How many children are in the **red** and **green** in total?