



Monday 1st June - Maths

1. Use the pictogram below to answer the questions:




- How many students like chocolate chip ice cream?
- Which was the least popular flavour?
- Which was the most popular flavour?
- How many students chose vanilla ice cream?

2. The pictogram shows the favourite fruit of children in Kingfisher class.



- How many children like apple and pear?
- How many more children like banana more than pear?
- How many more children like apple more than grapes?
- How many children like strawberry?
- What is the difference between the most popular and the least popular fruit?

3.



off?

Ted owns an ice cream van.
He wants to take a day off.
Which would be the best day for him to take
Explain your answer

Woodpecker class are counting the number of cars that pass the school in an hour.

Red	Blue	Black	Silver	White	Other
12	6	14	10	14	2

Level
2

- Draw a pictogram to represent their findings if one car represents 1.
- Write three questions for someone else to answer about your pictogram.