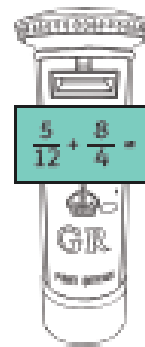
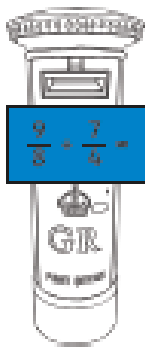
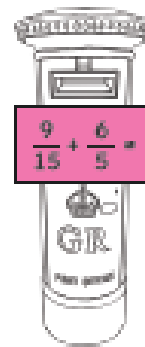
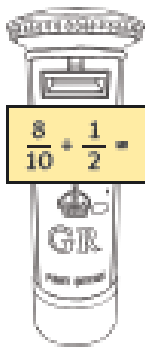


Monday – Week 7

ANSWERS

Level 1



$1\frac{12}{15}$

$2\frac{5}{12}$

$1\frac{3}{10}$

$2\frac{7}{8}$

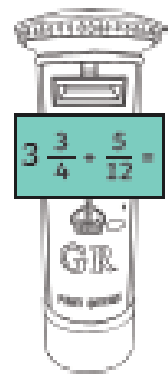
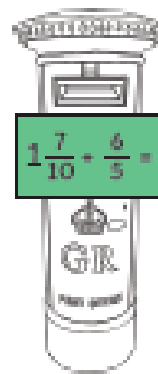
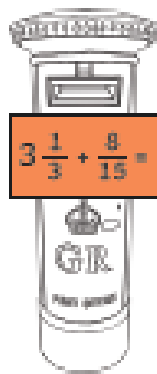
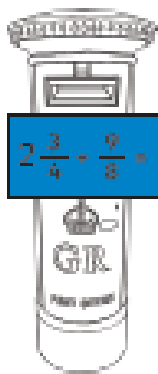
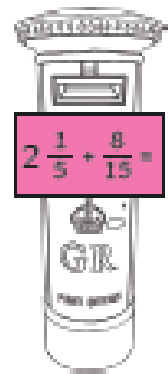
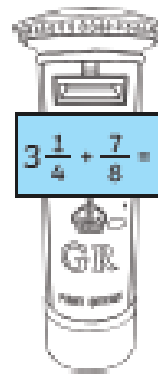
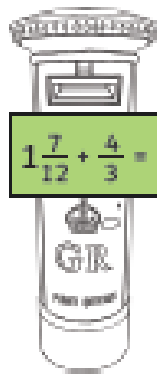
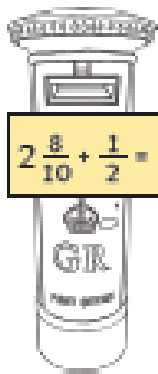
$1\frac{11}{12}$

$1\frac{9}{10}$

$2\frac{6}{15}$

$2\frac{1}{8}$

Level 2



$\frac{41}{15} = 2 \frac{11}{15}$

$\frac{50}{12} = 4 \frac{2}{12}$

$\frac{33}{10} = 3 \frac{3}{10}$

$\frac{31}{8} = 3 \frac{7}{8}$

$\frac{35}{12} = 2 \frac{11}{12}$

$\frac{29}{10} = 2 \frac{9}{10}$

$\frac{58}{15} = 3 \frac{13}{15}$

$\frac{33}{8} = 4 \frac{1}{8}$