


Aim

- I can describe how some plants reproduce.

Success Criteria

- I can describe asexual reproduction in plants.
- I can identify advantages and disadvantages to sexual and asexual reproduction in plants.
- I can explain different ways to make new plants.

Asexual Reproduction



Some plants use sexual reproduction to make seeds, which grow to make new plants. These plants need pollen (containing the male gamete or sex cell) from one flower to fuse with the ovule (the female gamete) of another flower, which makes a seed.

However, some plants use asexual reproduction to make new plants.


Unlike sexual reproduction, asexual reproduction only needs one parent plant to make new plants.

Because there is only one parent plant, there is no fusion of gametes, and no mixing of genetic information. The new plants are identical to the parent plant. They are clones.


Plants That Use Asexual Reproduction

Other plants produce side branches or runners with new plantlets on. The roots of each plantlet grow down into the soil, and the plantlets will grow to form new plants identical to the parent.

Spider plants and strawberries are examples of plants that reproduce this way.



Potato plants grow tubers underground during the spring and summer. These tubers will grow into new plants the following spring if they are left undisturbed.



Daffodil bulbs store energy underground. Once the daffodil plant has died back, the bulb develops side shoots that will grow into new daffodils for next year.



Plants That Use Asexual Reproduction

Some plants develop bulbs or tubers underground. These bulbs or tubers will develop into new plants for the following year. The new plants will be genetically identical to the parent plant.

Daffodils and potatoes are examples of plants that reproduce this way.



Spider plants send out branches with baby plantlets on. Each plantlet will grow into a new plant.




Strawberry plants send out runners with small plantlets on. These will each grow into a new strawberry plant.

Advantages and Disadvantages




There are advantages and disadvantages to plants using sexual or asexual reproduction. Have a look at the statements on your Advantages and Disadvantages Activity Sheet. Can you match each statement to show whether it is an advantage or disadvantage of each type of reproduction?



Advantages and Disadvantages


Some plants use sexual reproduction to make new plants, while other plants use asexual reproduction. Fill in the diagram with the statements to show the advantages and disadvantages of each type of reproduction.

	Advantages	Disadvantages
Sexual Reproduction		




Statements

Time and energy are needed to wait for another parent plant to reproduce with.	Diseases will not affect all the individuals in a habitat because they will all be different.	The species can change over time to adapt to new environments and habitats.	Reproduction is not possible for an isolated plant.
Only one parent plant is needed so new plants can be made even if there are no other plants nearby.	There is no variation or difference in new plants, so the species is less resilient to diseases or changes in climate.	The population can be increased quickly.	Good features of the parent plant will always be passed on.



Statements

Time and energy are needed to wait for another parent plant to reproduce with.	Diseases will not affect all the individuals in a habitat because they will all be different.	The species can change over time to adapt to new environments and habitats.	Reproduction is not possible for an isolated plant.
Only one parent plant is needed so new plants can be made even if there are no other plants nearby.	There is no variation or difference in new plants, so the species is less resilient to diseases or changes in climate.	The population can be increased quickly.	Good features of the parent plant will always be passed on.



Science | Year 5 | Living Things and Their Habitats | Making New Plants | Lesson 2

Aim



- I can describe how some plants reproduce.

Success Criteria

- I can describe asexual reproduction in plants.
- I can identify advantages and disadvantages to sexual and asexual reproduction in plants.
- I can explain different ways to make new plants.

